~~[illegible]~~ release in H_2O and EtOH

veri = water

Sample: PBQ std 3,125 µg/ml
Runtime: 2.3.2017 15:05:57

Vial: 1 , 50 µl
User: System
File: C:\CLASS-VP\Mondal 2017\020317 ajot\LAB735V1.dat
Method: C:\CLASS-VP\Mondal 2017\5% NaAc, 95% MeOH, pH 3.4 isocratic 10 min, 262, 251 nm.met
Sequence: C:\CLASS-VP\Mondal 2017\020317 ajot\MondalI.seq
Analysis: 2.3.2017 15:16:10

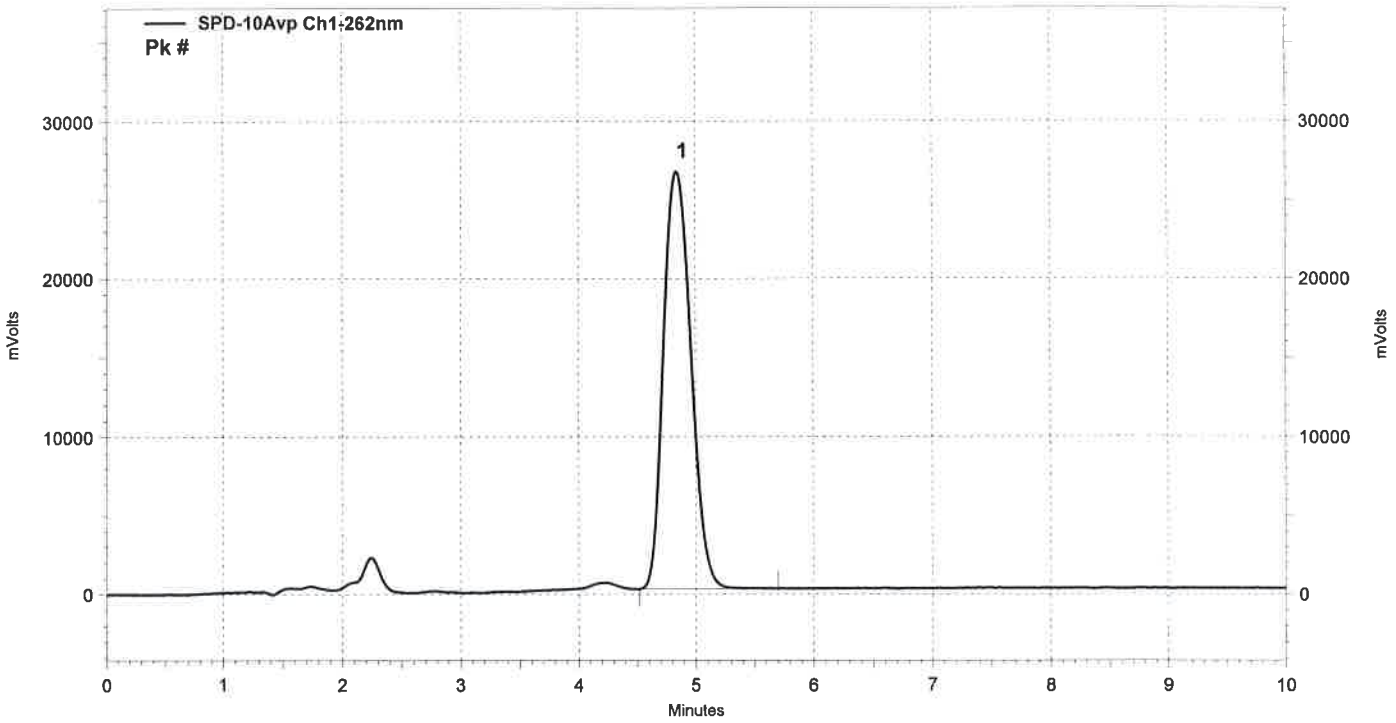

SPD-10Avp
Ch1-262nm Results

Pk #	Retention Time	Area	Height
1	4,842	434253	26459
Totals		434253	26459

Sample: PBQ std 6,25µg/ml
Runtime: 2.3.2017 15:18:34

Vial: 2 , 50 µl
User: System
File: C:\CLASS-VP\Mondal 2017\020317 ajot\LAB735V2.dat
Method: C:\CLASS-VP\Mondal 2017\5% NaAc, 95% MeOH, pH 3.4 isocratic 10 min, 262, 251 nm.met
Sequence: C:\CLASS-VP\Mondal 2017\020317 ajot\MondalI.seq
Analysis: 2.3.2017 15:28:46

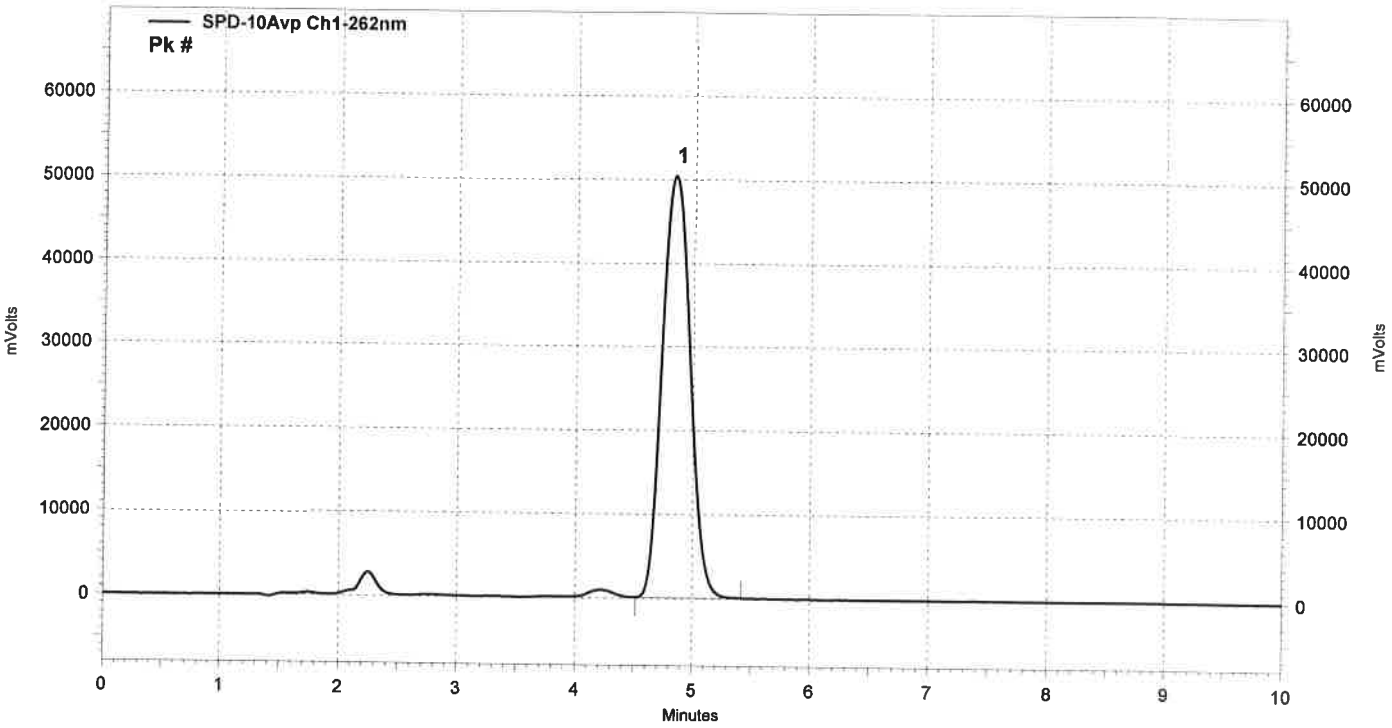

SPD-10Avp
Ch1-262nm Results

Pk #	Retention Time	Area	Height
1	4,842	837002	50357
Totals		837002	50357

Sample: PBQ std 12,5 µg/ml
Runtime: 2.3.2017 15:31:09

Vial: 3 , 50 µl
User: System
File: C:\CLASS-VP\Mondal 2017\020317 ajot\LAB735V3.dat
Method: C:\CLASS-VP\Mondal 2017\5% NaAc, 95% MeOH, pH 3.4 isocratic 10 min, 262, 251 nm.met
Sequence: C:\CLASS-VP\Mondal 2017\020317 ajot\MondalI.seq
Analysis: 2.3.2017 15:41:21

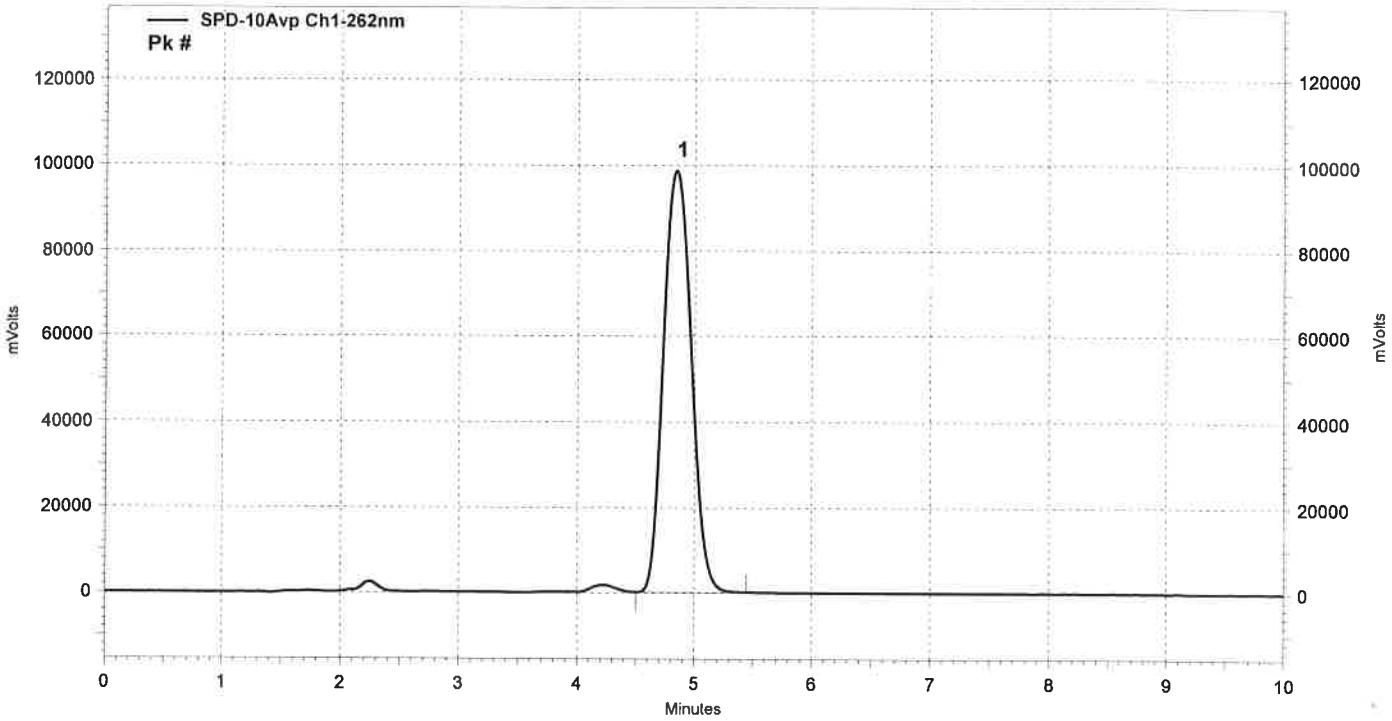

SPD-10Avp
Ch1-262nm Results

Pk #	Retention Time	Area	Height
1	4,842	1635285	98599
Totals		1635285	98599

Sample: PBQ std 25 µg/ml
Runtime: 2.3.2017 15:43:44

Vial: 4 , 50 µl
User: System
File: C:\CLASS-VP\Mondal 2017\020317 ajot\LAB735V4.dat
Method: C:\CLASS-VP\Mondal 2017\5% NaAc, 95% MeOH, pH 3.4 isocratic 10 min, 262, 251 nm.met
Sequence: C:\CLASS-VP\Mondal 2017\020317 ajot\MondalI.seq
Analysis: 9.6.2021 10:16:38

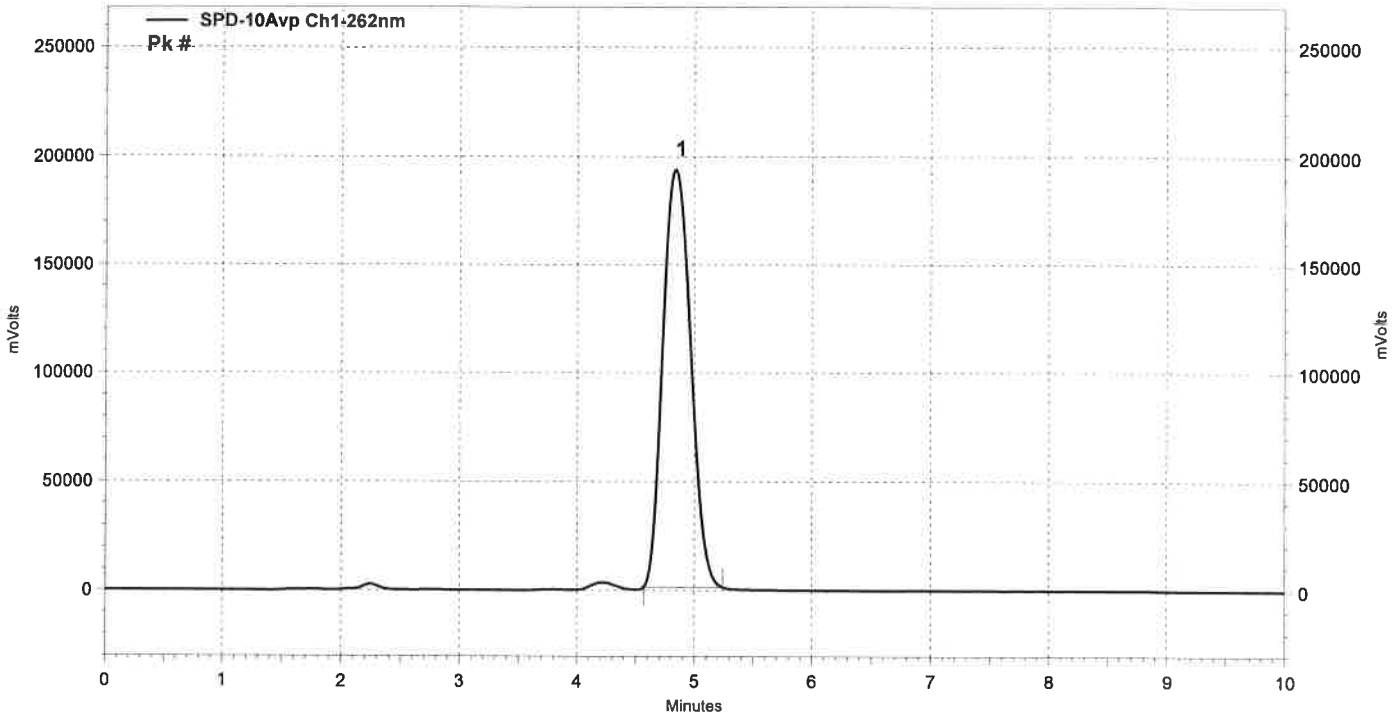

SPD-10Avp
Ch1-262nm Results

Pk #	Retention Time	Area	Height
1	4,833	3175393	192447
Totals		3175393	192447

Sample: PBQ std 50 µg/ml
Runtime: 2.3.2017 15:56:18

Vial: 5 , 50 µl
User: System
File: C:\CLASS-VP\Mondal 2017\020317 ajot\LAB735V5.dat
Method: C:\CLASS-VP\Mondal 2017\5% NaAc, 95% MeOH, pH 3.4 isocratic 10 min, 262, 251 nm.met
Sequence: C:\CLASS-VP\Mondal 2017\020317 ajot\MondalI.seq
Analysis: 2.3.2017 16:06:31

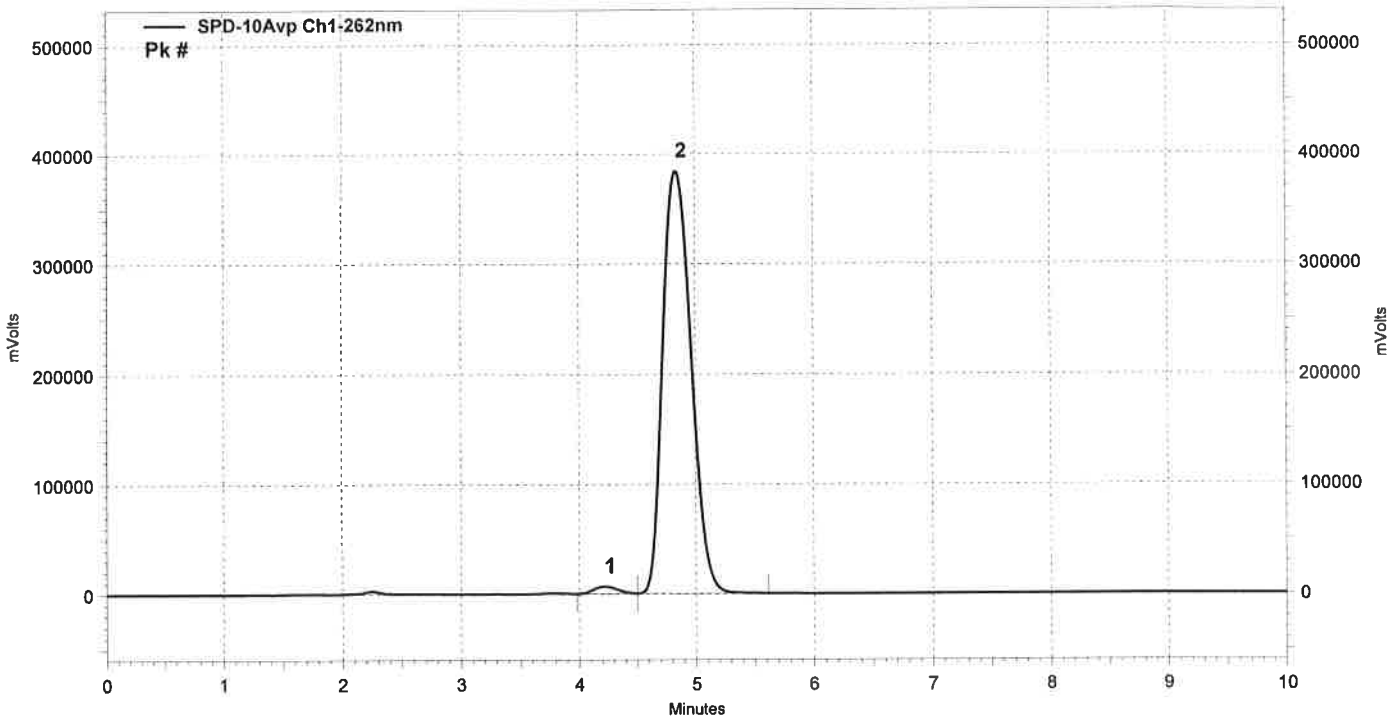

SPD-10Avp
Ch1-262nm Results

Pk #	Retention Time	Area	Height
1	4,217	91132	6395
2	4,833	6439060	383474
Totals		6530192	389869

Sample: PBQ std 100 µg/ml
Runtime: 2.3.2017 16:08:54

Vial: 6 , 50 µl
User: System
File: C:\CLASS-VP\Mondal 2017\020317 ajot\LAB735V6.dat
Method: C:\CLASS-VP\Mondal 2017\5% NaAc, 95% MeOH, pH 3.4 isocratic 10 min, 262, 251 nm.met
Sequence: C:\CLASS-VP\Mondal 2017\020317 ajot\MondalI.seq
Analysis: 2.3.2017 16:19:05

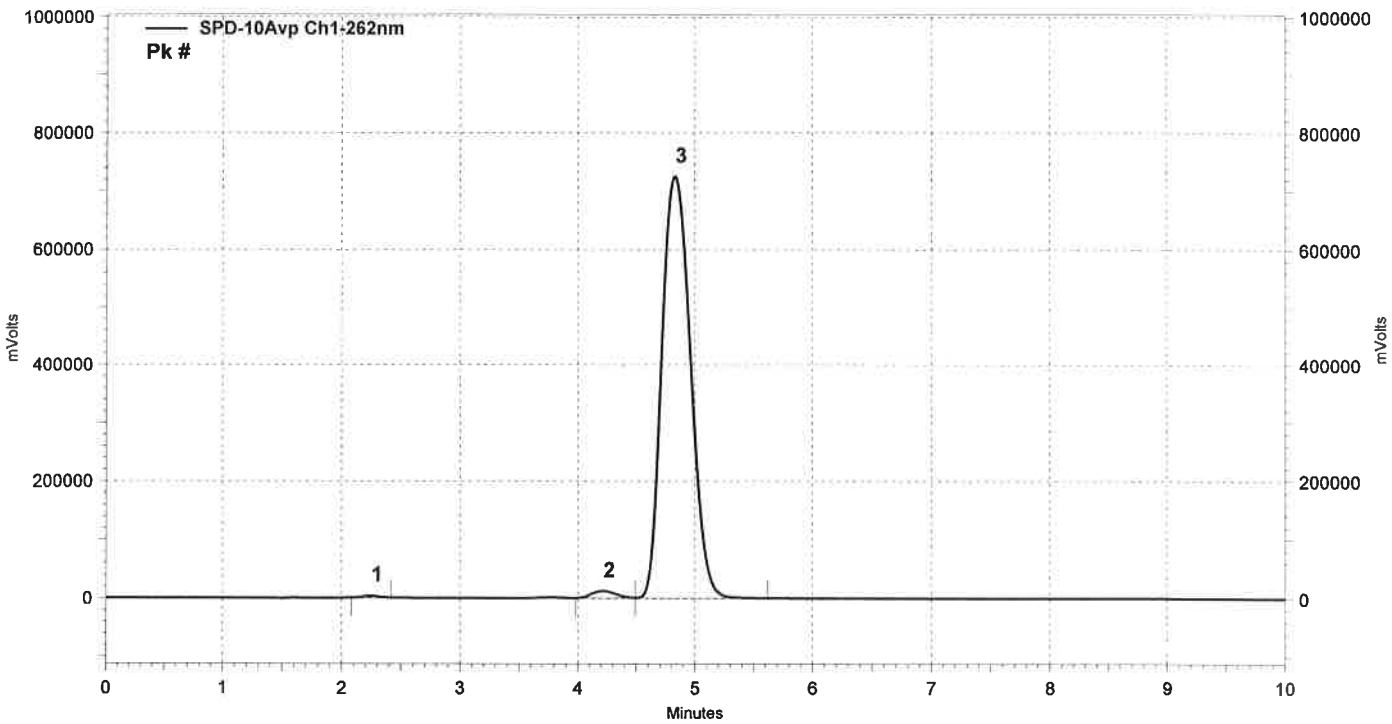

SPD-10Avp
Ch1-262nm Results

Pk #	Retention Time	Area	Height
1	2,250	26265	3039
2	4,217	168669	11828
3	4,833	12270177	724024
Totals		12465111	738891

Sample: NP-PBQ LAB 7/35 vesi 0
Runtime: 2.3.2017 16:34:03

Vial: 8 , 50 µl
User: System
File: C:\CLASS-VP\Mondal 2017\020317 ajot\LAB735V8.dat
Method: C:\CLASS-VP\Mondal 2017\5% NaAc, 95% MeOH, pH 3.4 isocratic 10 min, 262, 251 nm.met
Sequence: C:\CLASS-VP\Mondal 2017\020317 ajot\MondalI.seq
Analysis: 9.6.2021 14:43:50

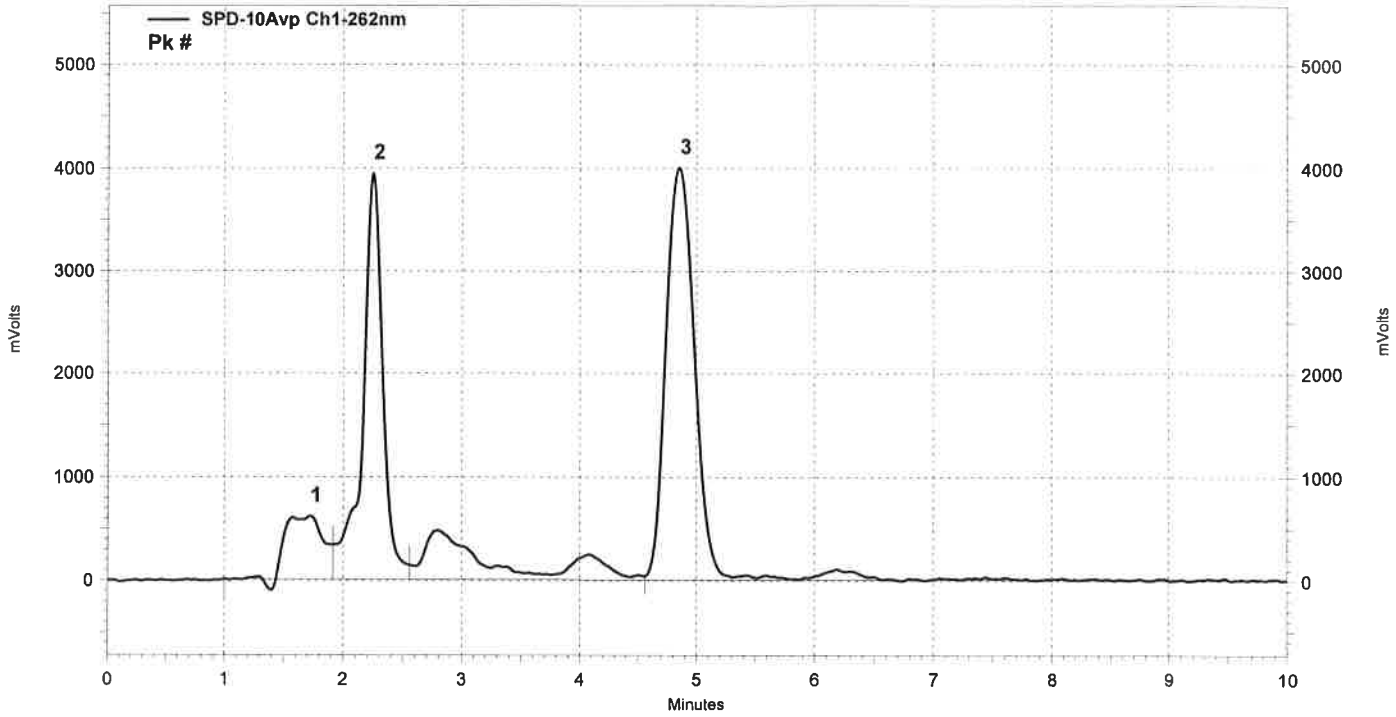

SPD-10Avp
Ch1-262nm Results

Pk #	Retention Time	Area	Height
1	1,725	13105	606
2	2,250	46241	3936
3	4,858	70856	3993
Totals		130202	8535

Sample: NP-PBQ LAB 7/35 EtOH 0
Runtime: 2.3.2017 16:46:40

Vial: 9 , 50 µl
User: System
File: C:\CLASS-VP\Mondal 2017\020317 ajot\LAB735V9.dat
Method: C:\CLASS-VP\Mondal 2017\5% NaAc, 95% MeOH, pH 3.4 isocratic 10 min, 262, 251 nm.met
Sequence: C:\CLASS-VP\Mondal 2017\020317 ajot\MondalI.seq
Analysis: 2.3.2017 16:56:50

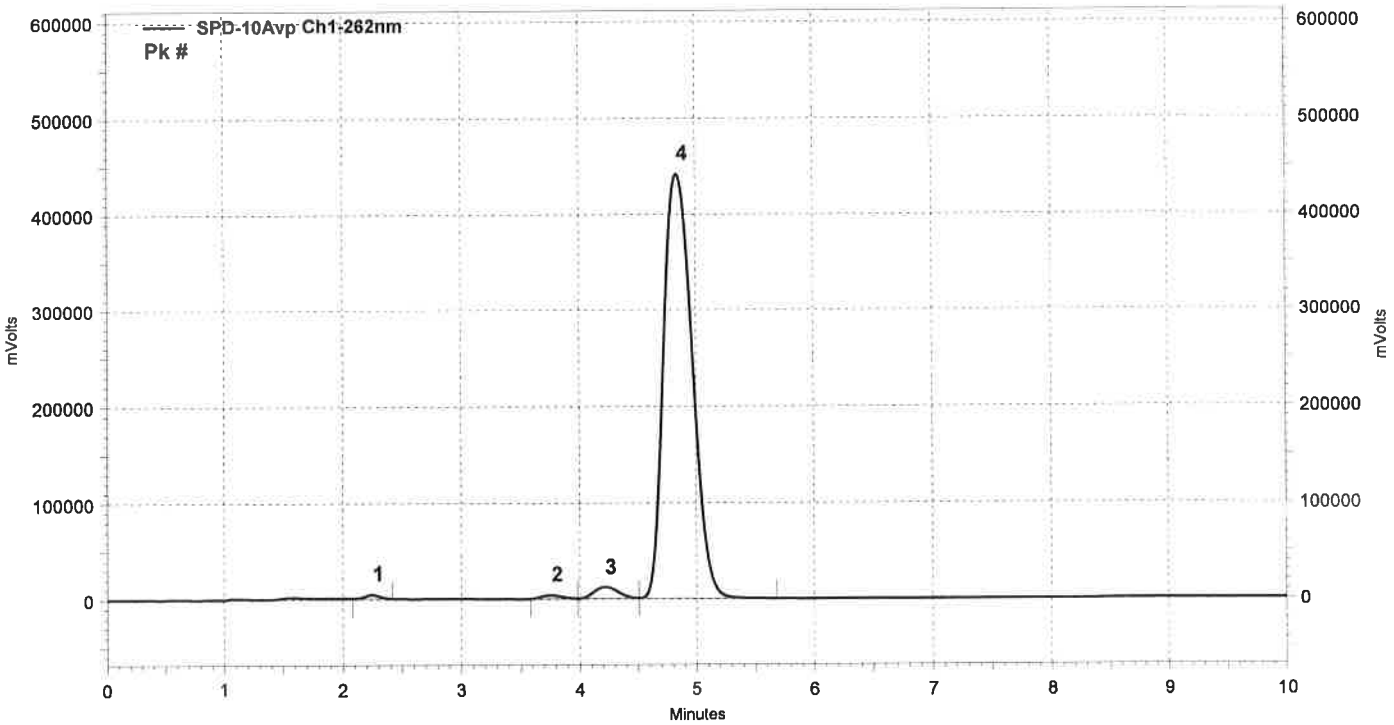

SPD-10Avp
Ch1-262nm Results

Pk #	Retention Time	Area	Height
1	2,250	34130	3949
2	3,758	43784	3558
3	4,217	169506	11841
4	4,842	7487759	440853
Totals		7735179	460201

Sample: NP-PBQ LAB 7/35 vesi 0 ,5
Runtime: 2.3.2017 16:59:12

Vial: 10 , 50 µl
User: System
File: C:\CLASS-VP\Mondal 2017\020317 ajot\LAB735V10.dat
Method: C:\CLASS-VP\Mondal 2017\5% NaAc, 95% MeOH, pH 3.4 isocratic 10 min, 262, 251 nm.met
Sequence: C:\CLASS-VP\Mondal 2017\020317 ajot\MondalI.seq
Analysis: 9.6.2021 14:45:21

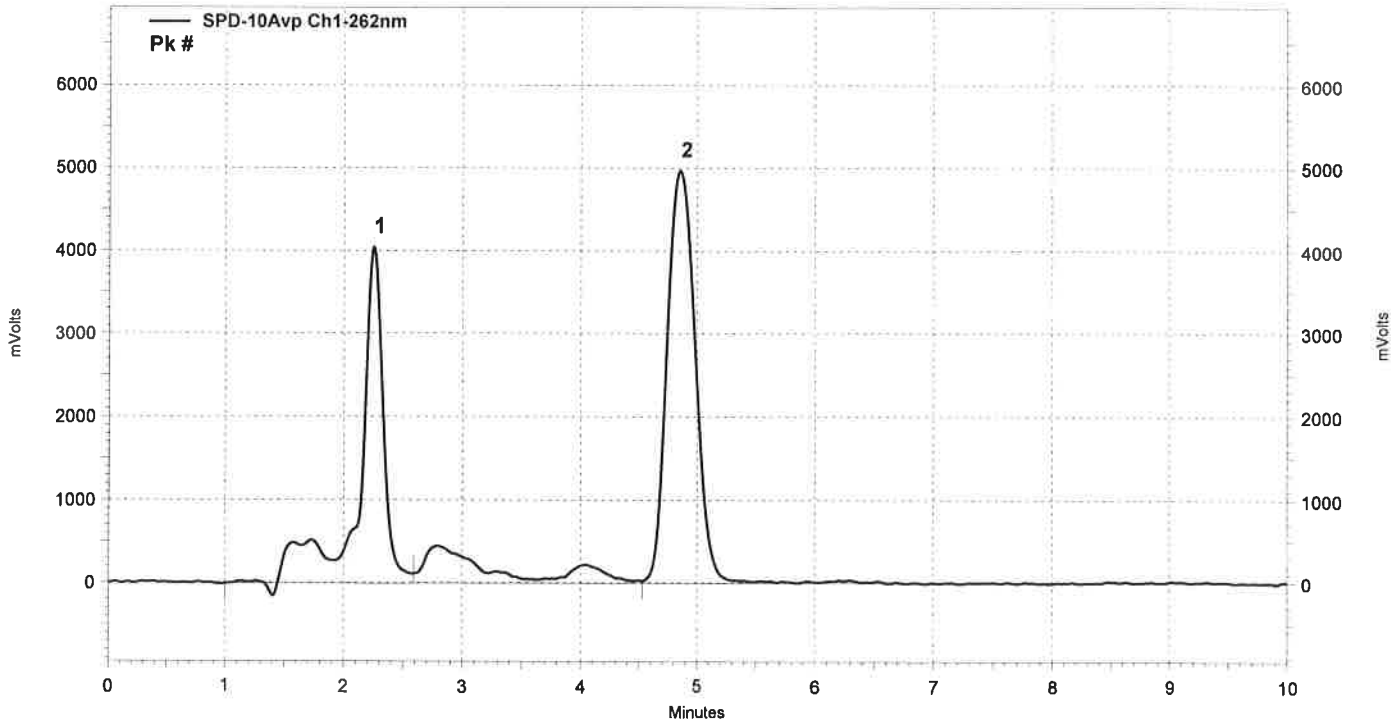

SPD-10Avp
Ch1-262nm Results

Pk #	Retention Time	Area	Height
1	2,250	58117	4053
2	4,858	83689	4968
Totals		141806	9021

Sample: NP-PBQ LAB 7/35 EtOH 0,5
Runtime: 2.3.2017 17:11:50

Vial: 11 , 50 µl
User: System
File: C:\CLASS-VP\Mondal 2017\020317 ajot\LAB735V11.dat
Method: C:\CLASS-VP\Mondal 2017\5% NaAc, 95% MeOH, pH 3.4 isocratic 10 min, 262, 251 nm.met
Sequence: C:\CLASS-VP\Mondal 2017\020317 ajot\MondalI.seq
Analysis: 2.3.2017 17:22:04

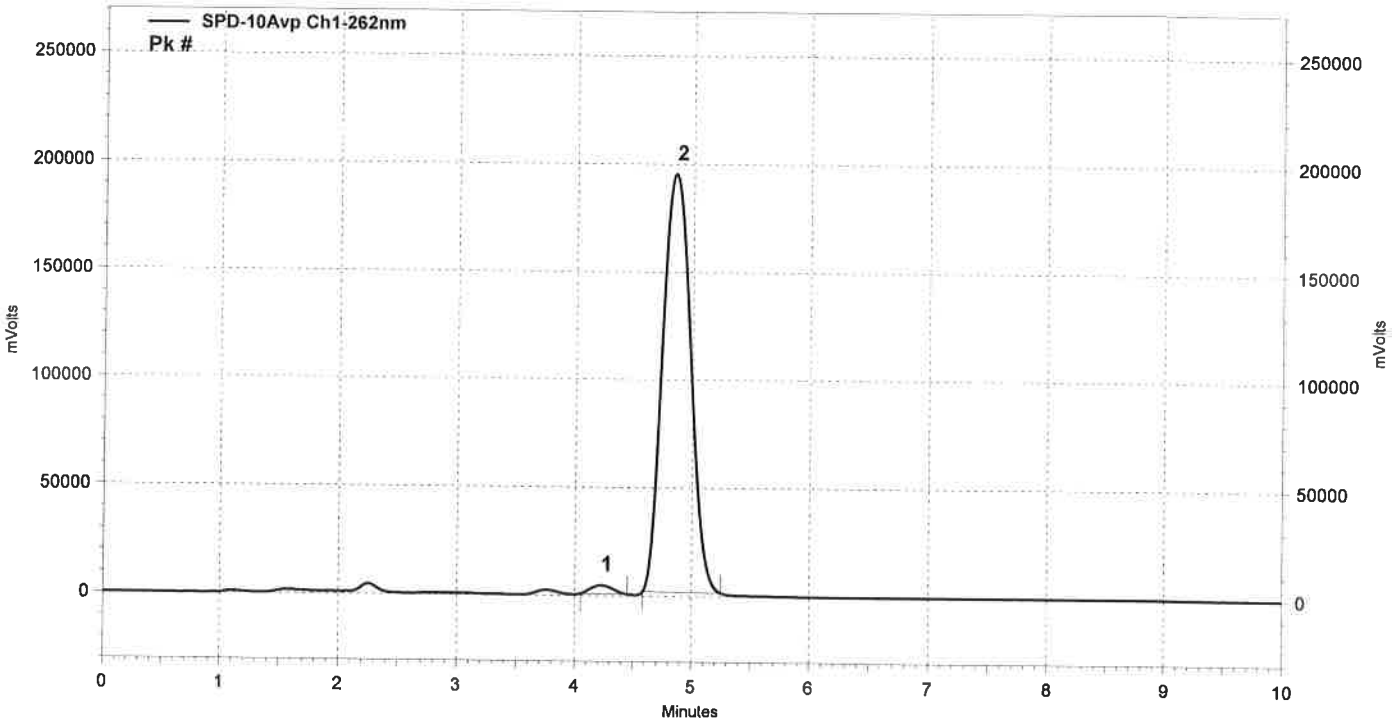

SPD-10Avp
Ch1-262nm Results

Pk #	Retention Time	Area	Height
1	4,225	51397	3900
2	4,850	3220026	193442
Totals		3271423	197342

Sample: NP-PBQ LAB 7/35 vesi 1
Runtime: 2.3.2017 17:24:27

Vial: 12 , 50 µl
User: System
File: C:\CLASS-VP\Mondal 2017\020317 ajot\LAB735V12.dat
Method: C:\CLASS-VP\Mondal 2017\5% NaAc, 95% MeOH, pH 3.4 isocratic 10 min, 262, 251 nm.met
Sequence: C:\CLASS-VP\Mondal 2017\020317 ajot\MondalI.seq
Analysis: 9.6.2021 14:41:56

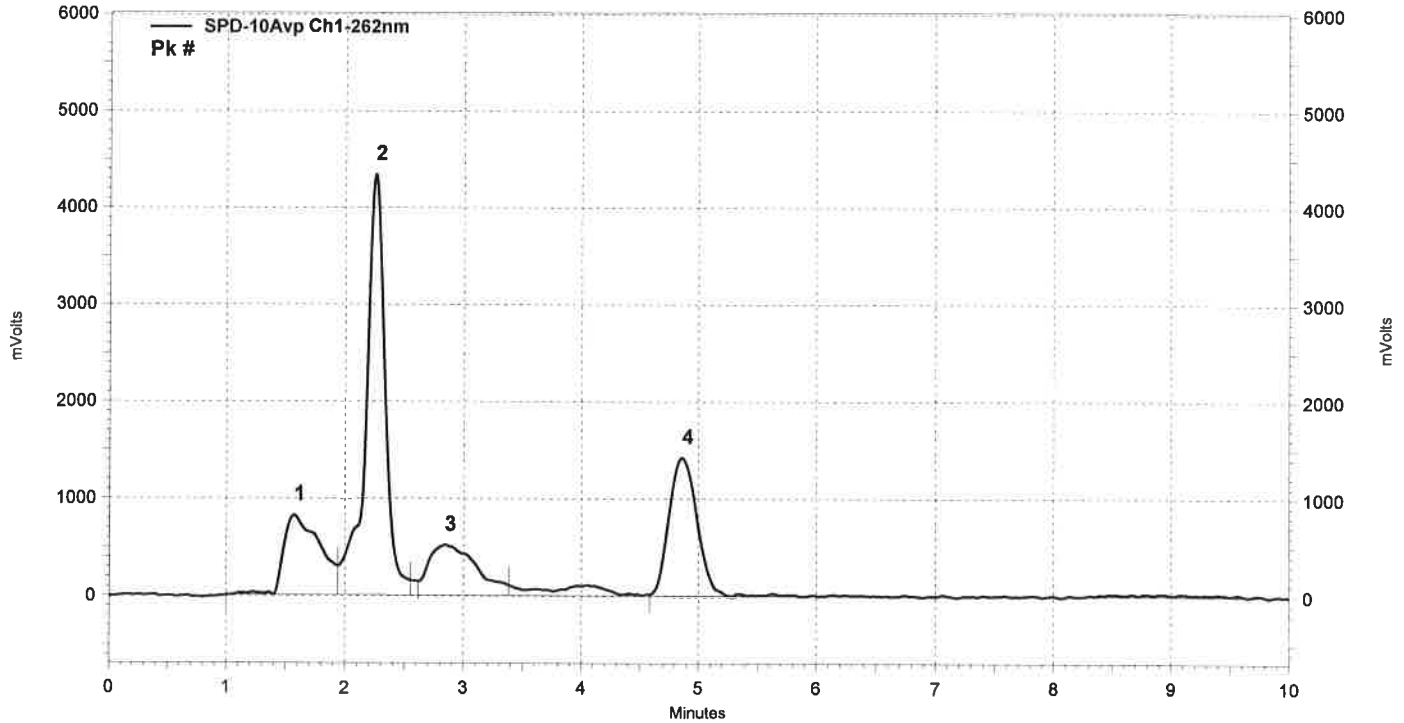

SPD-10Avp
Ch1-262nm Results

Pk #	Retention Time	Area	Height
1	1,567	17343	818
2	2,250	49070	4336
3	2,842	14598	519
4	4,858	25901	1419
Totals		106912	7092

Sample: NP-PBQ LAB 7/35 EtOH 1
Runtime: 2.3.2017 17:37:05

Vial: 13 , 50 µl
User: System
File: C:\CLASS-VP\Mondal 2017\020317 ajot\LAB735V13.dat
Method: C:\CLASS-VP\Mondal 2017\5% NaAc, 95% MeOH, pH 3.4 isocratic 10 min, 262, 251 nm.met
Sequence: C:\CLASS-VP\Mondal 2017\020317 ajot\MondalI.seq
Analysis: 2.3.2017 17:47:17

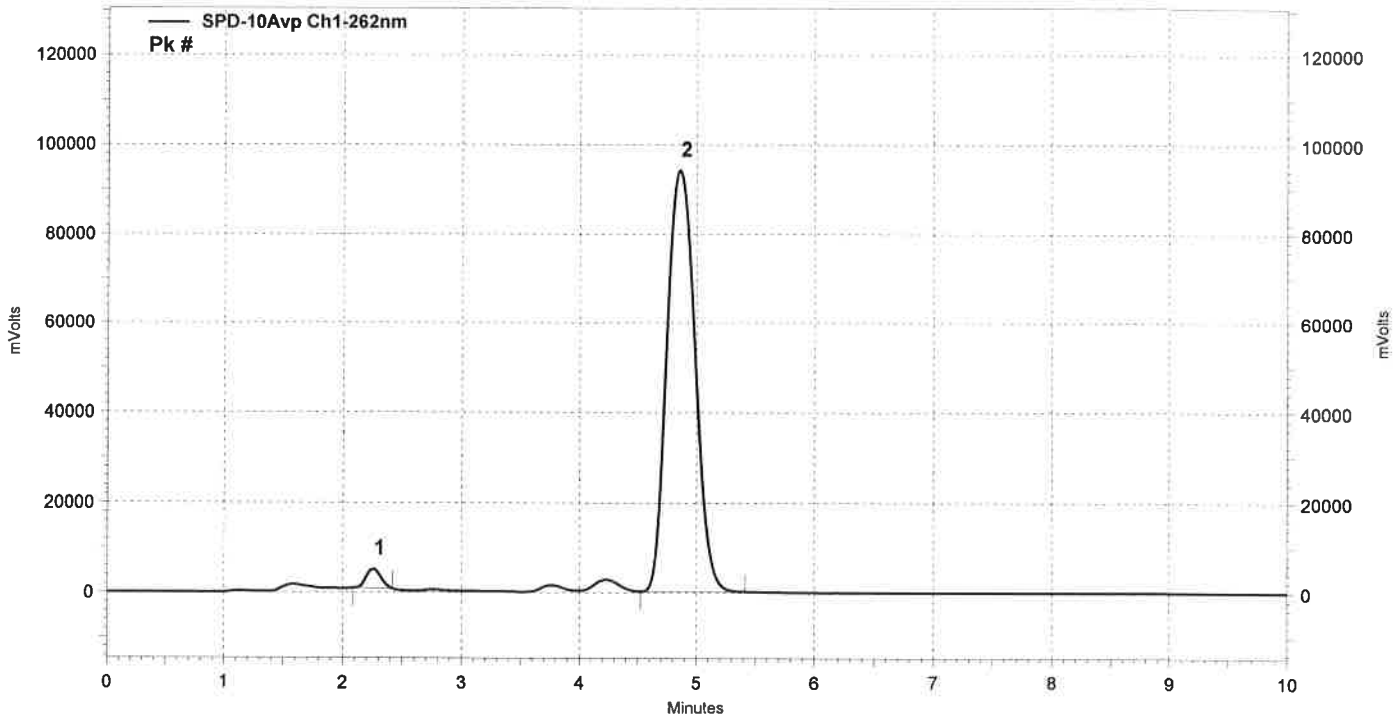

SPD-10Avp
Ch1-262nm Results

Pk #	Retention Time	Area	Height
1	2,258	36814	4296
2	4,858	1566948	94031
Totals		1603762	98327

Sample: NP-PBQ LAB 7/35 vesi 2
Runtime: 2.3.2017 17:49:40

Vial: 14 , 50 µl
User: System
File: C:\CLASS-VP\Mondal 2017\020317 ajot\LAB735V14.dat
Method: C:\CLASS-VP\Mondal 2017\5% NaAc, 95% MeOH, pH 3.4 isocratic 10 min, 262, 251 nm.met
Sequence: C:\CLASS-VP\Mondal 2017\020317 ajot\MondalI.seq
Analysis: 2.3.2017 17:59:51

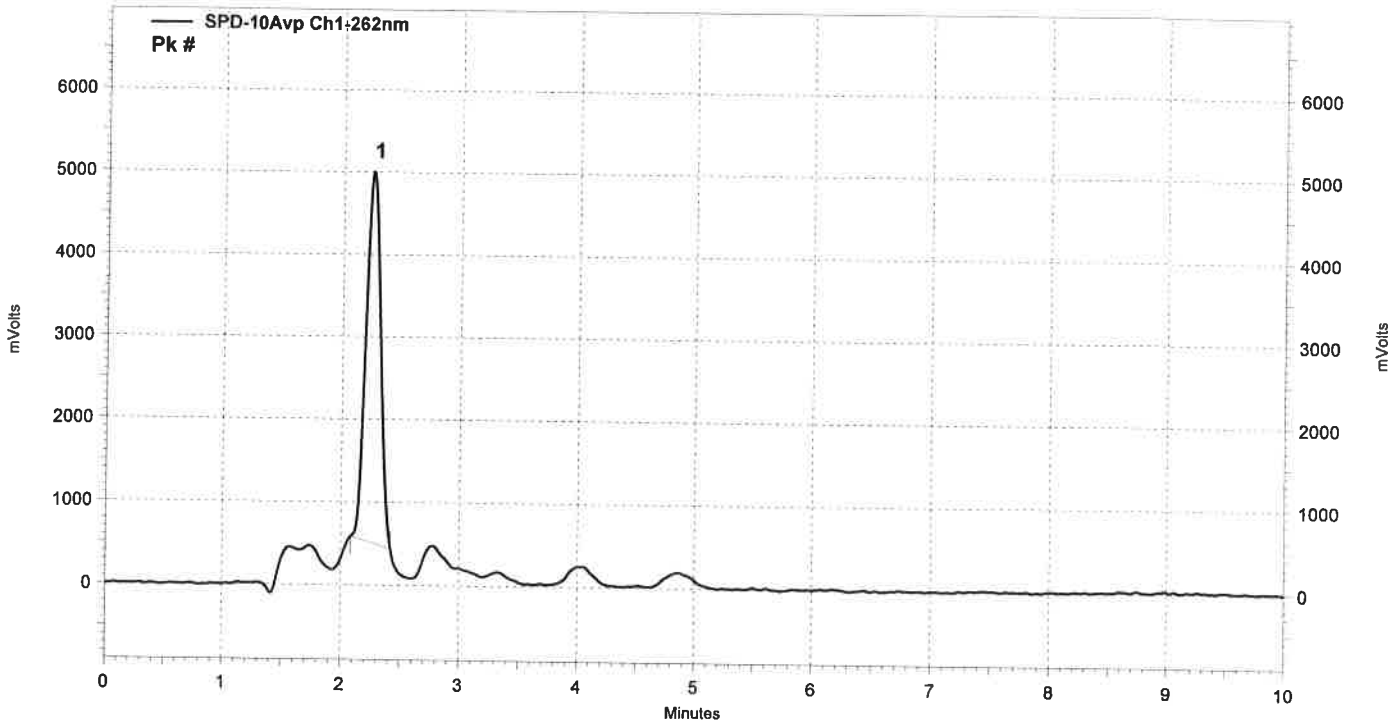

SPD-10Avp
Ch1-262nm Results

Pk #	Retention Time	Area	Height
1	2,250	38299	4494
Totals		38299	4494

Sample: NP-PBQ LAB 7/35 EtOH 2
Runtime: 2.3.2017 18:02:13

Vial: 15 , 50 µl
User: System
File: C:\CLASS-VP\Mondal 2017\020317 ajot\LAB735V15.dat
Method: C:\CLASS-VP\Mondal 2017\5% NaAc, 95% MeOH, pH 3.4 isocratic 10 min, 262, 251 nm.met
Sequence: C:\CLASS-VP\Mondal 2017\020317 ajot\MondalI.seq
Analysis: 2.3.2017 18:12:26

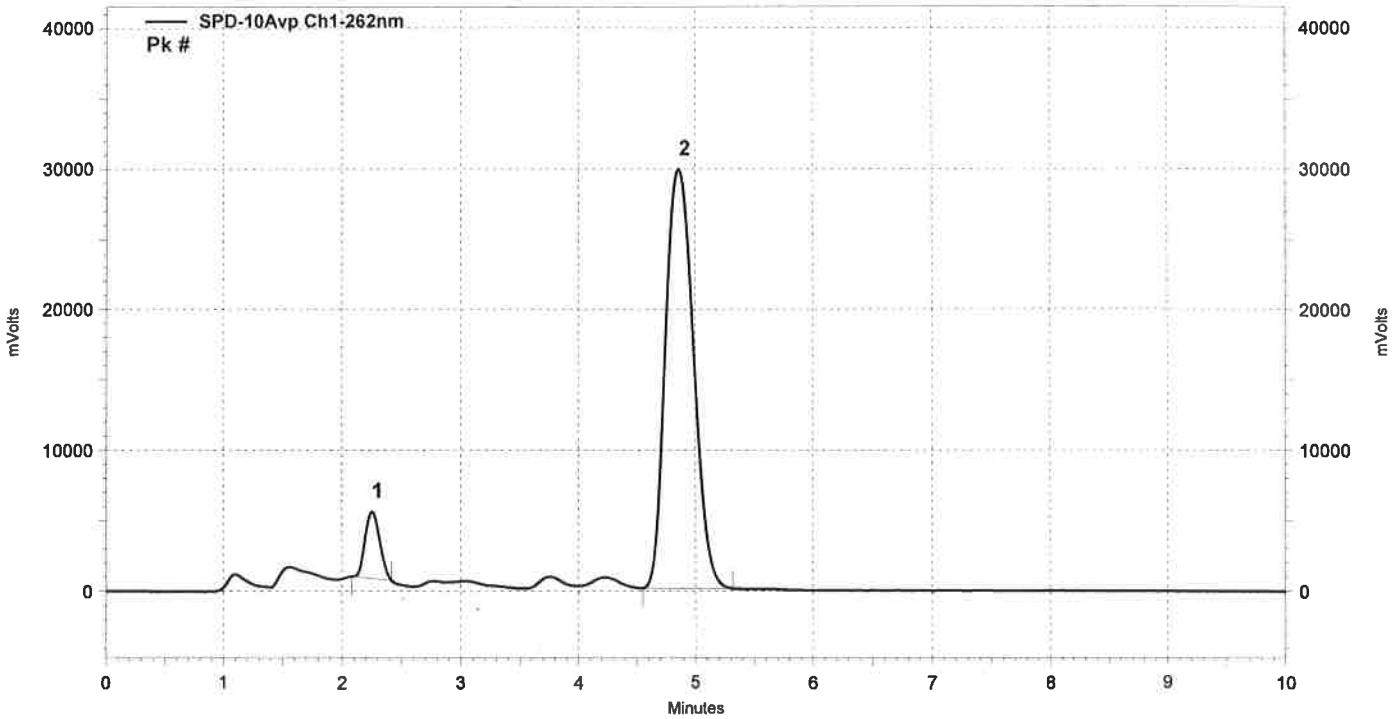

SPD-10Avp
Ch1-262nm Results

Pk #	Retention Time	Area	Height
1	2,250	40381	4724
2	4,858	493880	29774
Totals		534261	34498

Sample: NP-PBQ LAB 7/35 vesi 4
Runtime: 2.3.2017 18:14:51

Vial: 16 , 50 µl
User: System
File: C:\CLASS-VP\Mondal 2017\020317 ajot\LAB735V16.dat
Method: C:\CLASS-VP\Mondal 2017\5% NaAc, 95% MeOH, pH 3.4 isocratic 10 min, 262, 251 nm.met
Sequence: C:\CLASS-VP\Mondal 2017\020317 ajot\MondalI.seq
Analysis: 2.3.2017 18:25:03

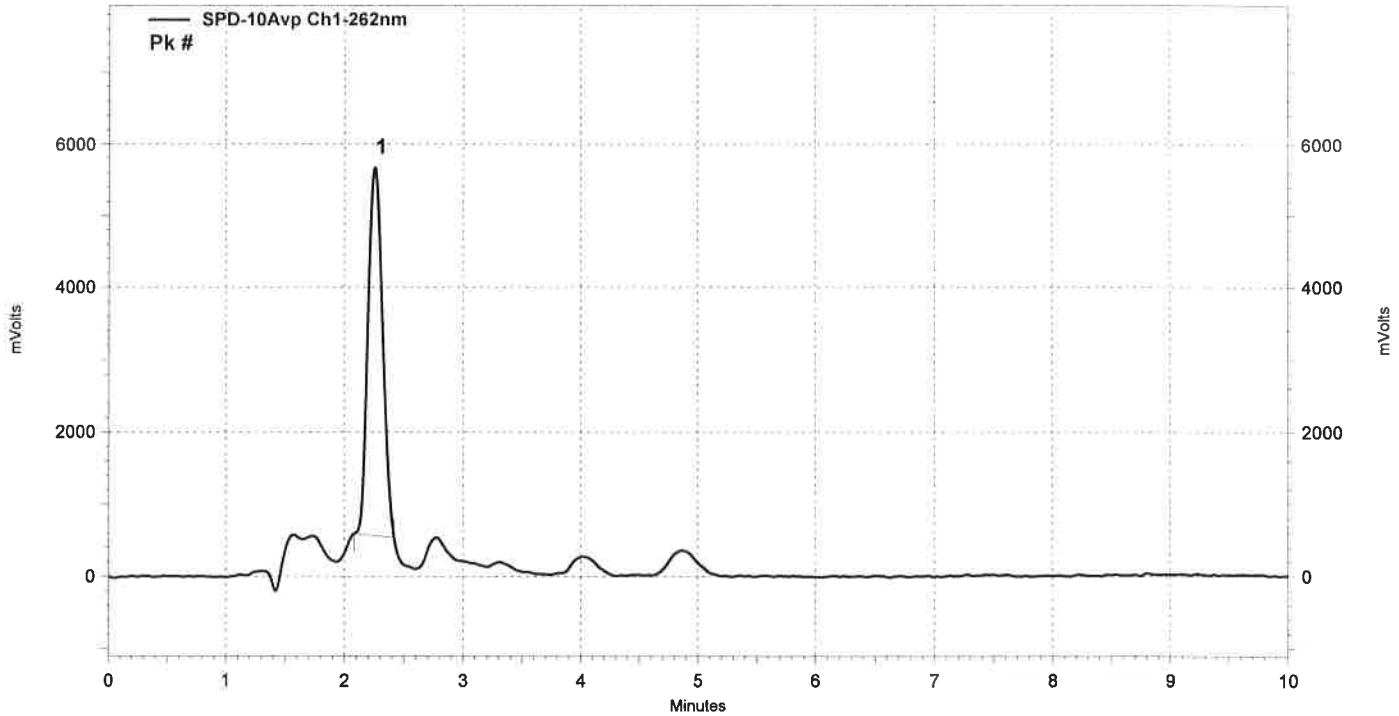

SPD-10Avp
Ch1-262nm Results

Pk #	Retention Time	Area	Height
1	2,258	43219	5108
Totals		43219	5108

Sample: NP-PBQ LAB 7/35 EtOH 4
Runtime: 2.3.2017 18:27:26

Vial: 17 , 50 µl
User: System
File: C:\CLASS-VP\Mondal 2017\020317 ajot\LAB735V17.dat
Method: C:\CLASS-VP\Mondal 2017\5% NaAc, 95% MeOH, pH 3.4 isocratic 10 min, 262, 251 nm.met
Sequence: C:\CLASS-VP\Mondal 2017\020317 ajot\MondalI.seq
Analysis: 2.3.2017 18:37:38

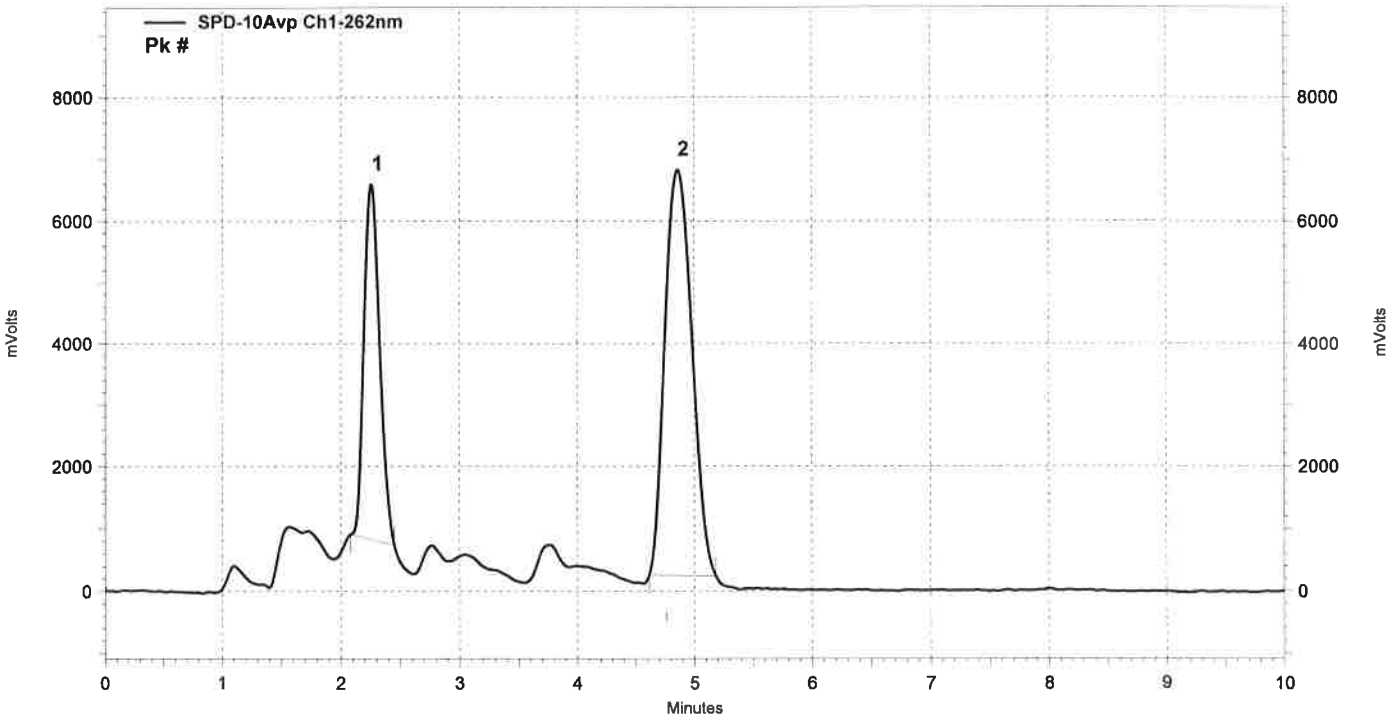

SPD-10Avp
Ch1-262nm Results

Pk #	Retention Time	Area	Height
1	2,258	52671	5766
2	4,858	105026	6577
Totals		157697	12343

Sample: NP-PBQ LAB 7/35 vesi 24
Runtime: 2.3.2017 18:39:59

Vial: 18 , 50 µl
User: System
File: C:\CLASS-VP\Mondal 2017\020317 ajot\LAB735V18.dat
Method: C:\CLASS-VP\Mondal 2017\5% NaAc, 95% MeOH, pH 3.4 isocratic 10 min, 262, 251 nm.met
Sequence: C:\CLASS-VP\Mondal 2017\020317 ajot\MondalI.seq
Analysis: 2.3.2017 18:50:12

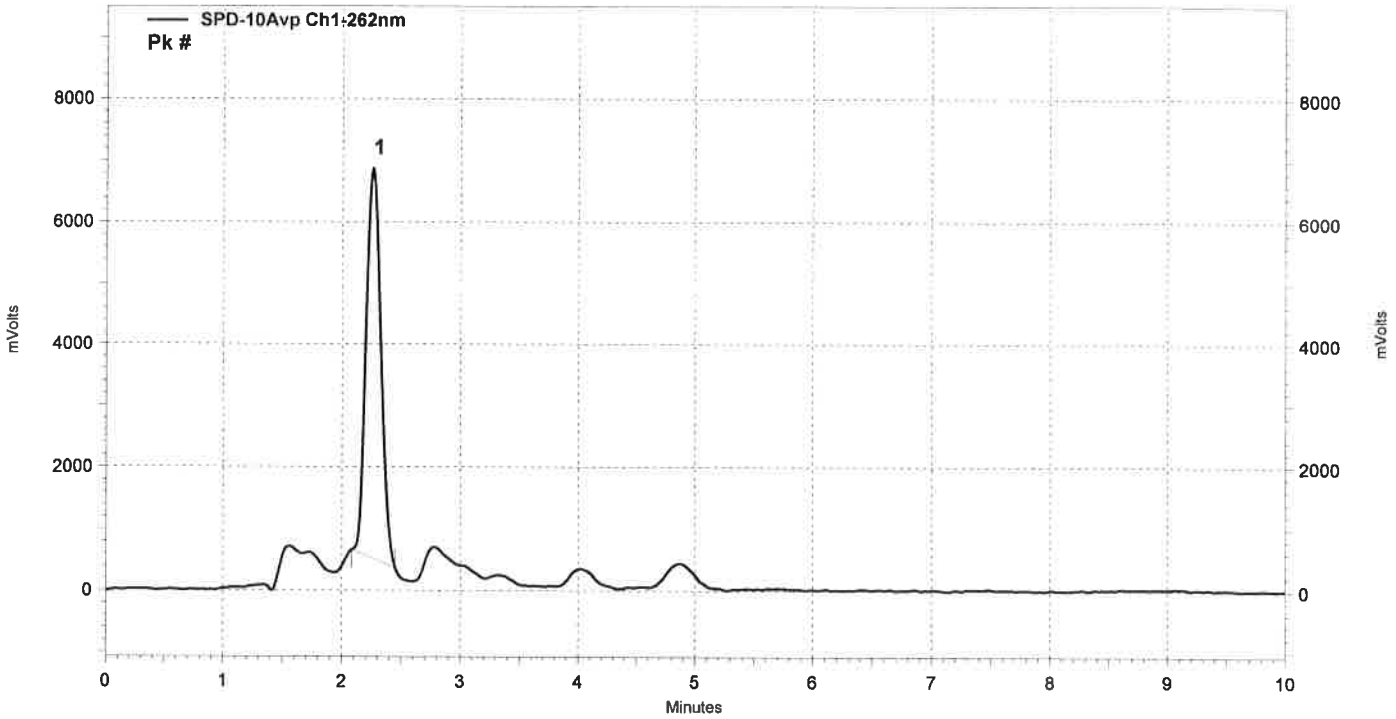

SPD-10Avp
Ch1-262nm Results

Pk #	Retention Time	Area	Height
1	2,258	55135	6351
Totals		55135	6351

Sample: NP-PBQ LAB 7/35 EtOH 24
Runtime: 2.3.2017 18:52:31

Vial: 19 , 50 µl
User: System
File: C:\CLASS-VP\Mondal 2017\020317 ajot\LAB735V19.dat
Method: C:\CLASS-VP\Mondal 2017\5% NaAc, 95% MeOH, pH 3.4 isocratic 10 min, 262, 251 nm.met
Sequence: C:\CLASS-VP\Mondal 2017\020317 ajot\MondalI.seq
Analysis: 2.3.2017 19:02:44

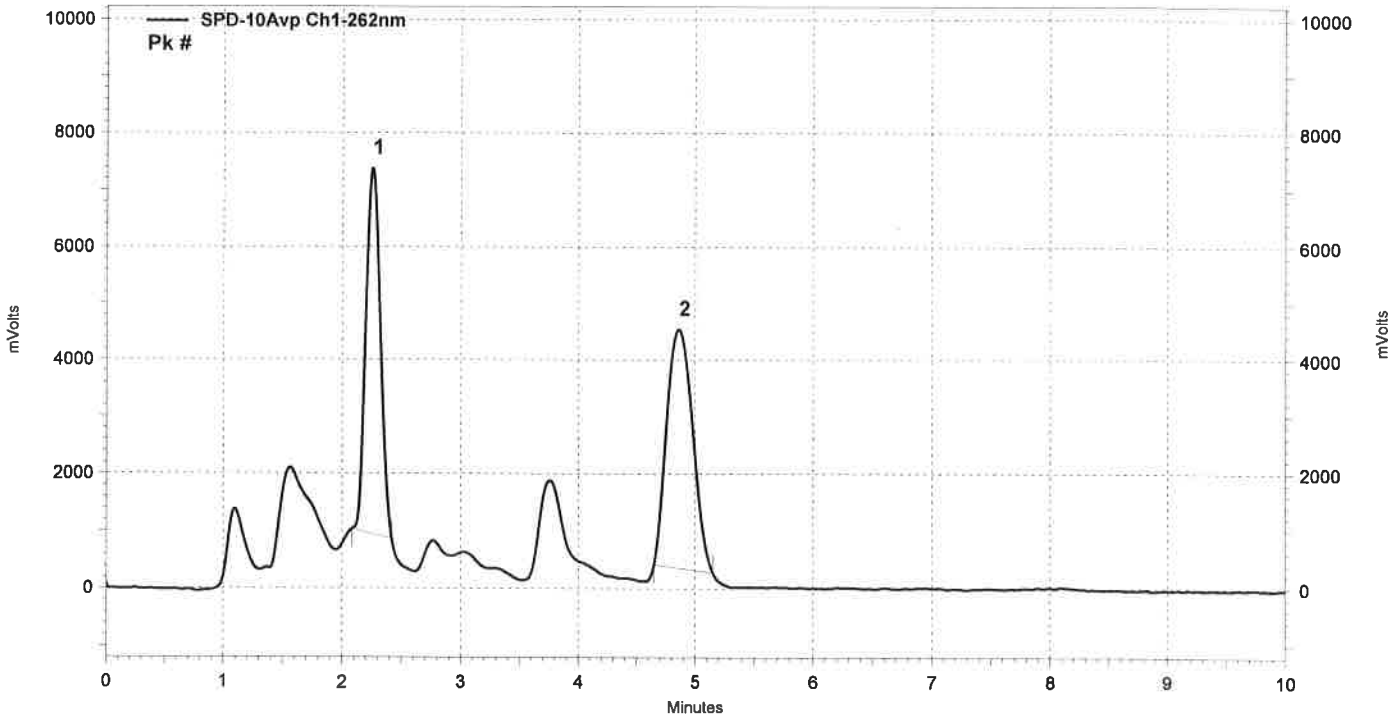

SPD-10Avp
Ch1-262nm Results

Pk #	Retention Time	Area	Height
1	2,250	54561	6424
2	4,858	64069	4179
Totals		118630	10603